

*Crafted Beauty with Quality!*



PRODUCT BROCHURE

**Shubham**  
FURNITURE



Automatic Bending on Salvagnini P4



Conveyorised Powder Coating Plant




Laser Cutting



Robotic Welding



CNC Turret Punching



7 Tank Pre-treatment Process

## ABOUT OUR COMPANY

At Shubham Furnitures we aim at providing elegant and affordable furniture for home, offices and various projects. With more than 25 years of experience in the Sheet Metal Furniture, we are one of the leading manufacturers of ergonomically designed high quality furniture. We have a network of more than 150 dealers across 9 states in India which is growing at a rapid pace.

### ***The Infrastructure***

Shubham Furniture Pvt. Ltd. possesses a state-of-the-art manufacturing unit to ensure the showcasing of world-class products, and is widely acclaimed for being one of the leading furniture manufacturer of Central India for nearly three decades. Backed by the advantage of having the most qualified and skilled professionals and equipped by advanced machinery, Shubham lays emphasis on manufacturing customized furniture with utmost precision & style; while focusing on the bulk requirements of both domestic & commercial segments.





**25+** Years of Experience in  
Sheet Metal Furniture

**150+** Dealers Across  
**9+** State

**50+** Regular  
Product Categories

## INDEX

Home Furniture 1 - 17

Office Furniture 18 - 31

# *Krystal Regular with Electronic Locker*

1



## Dimensions

|        |     |         |
|--------|-----|---------|
| Height | 78" | 1980 mm |
| Width  | 42" | 1060 mm |
| Depth  | 22" | 550 mm  |





# Krystal Sangam Almirah

2



## Dimensions

|        |     |         |
|--------|-----|---------|
| Height | 78" | 1980 mm |
| Width  | 42" | 1060 mm |
| Depth  | 22" | 550 mm  |



# Krystal Regular with UV Print

3



## Dimensions

|        |          |             |
|--------|----------|-------------|
| Height | 78"      | 1980 mm     |
| Width  | 42"/ 36" | 1060/915 mm |
| Depth  | 22"      | 550 mm      |





# Krystal Regular with UV Print



## Dimensions

|        |           |             |
|--------|-----------|-------------|
| Height | 78"       | 1980 mm     |
| Width  | 42" / 36" | 1060/915 mm |
| Depth  | 22"       | 550 mm      |



# Krystal Sliding Door Almirah

5



## Dimensions

|        |     |         |
|--------|-----|---------|
| Height | 78" | 1980 mm |
| Width  | 48" | 1220 mm |
| Depth  | 22" | 550 mm  |





# Krystal Dressing Almirah

6



## Dimensions

|        |     |         |
|--------|-----|---------|
| Height | 78" | 1980 mm |
| Width  | 42" | 1060 mm |
| Depth  | 22" | 550 mm  |



# Krystal Golden

7



## Dimensions

|        |     |         |
|--------|-----|---------|
| Height | 78" | 1980 mm |
| Width  | 42" | 1060 mm |
| Depth  | 22" | 550 mm  |





## *Standard Regular with Mirror*



### Dimensions

|        |     |         |
|--------|-----|---------|
| Height | 78" | 1980 mm |
| Width  | 36" | 910 mm  |
| Depth  | 19" | 475 mm  |



## Standard 3 Door Supreme



### Dimensions

|        |     |         |
|--------|-----|---------|
| Height | 78" | 1980 mm |
| Width  | 48" | 1220 mm |
| Depth  | 19" | 475 mm  |



# Standard 3 Door Premium

10



## Dimensions

|        |     |         |
|--------|-----|---------|
| Height | 78" | 1980 mm |
| Width  | 48" | 1220 mm |
| Depth  | 19" | 475 mm  |



# Krystal 3 Door Deluxe

11



## Dimensions

|        |     |         |
|--------|-----|---------|
| Height | 78" | 1980 mm |
| Width  | 48" | 1220 mm |
| Depth  | 22" | 550 mm  |





# Krystal 3 Door Supreme



## Dimensions

|        |     |         |
|--------|-----|---------|
| Height | 78" | 1980 mm |
| Width  | 48" | 1220 mm |
| Depth  | 22" | 550 mm  |



# Krystal 4 Door Fixed

13



## Dimensions

|        |     |         |
|--------|-----|---------|
| Height | 78" | 1980 mm |
| Width  | 64" | 1625 mm |
| Depth  | 22" | 550 mm  |



# Krystal 4 Door Knockdown

14



## Dimensions


|        |     |         |
|--------|-----|---------|
| Height | 78" | 1980 mm |
| Width  | 68" | 1700 mm |
| Depth  | 22" | 550 mm  |





# Single Door Almirah

15



## Dimensions

|        |     |         |
|--------|-----|---------|
| Height | 78" | 1980 mm |
| Width  | 24" | 600 mm  |
| Depth  | 22" | 550 mm  |



## Diwan Bed



### Dimensions

|        |          |             |
|--------|----------|-------------|
| Length | 72"      | 1820 mm     |
| Width  | 48"/ 36" | 1060/915 mm |
| Height | 21"      | 430 mm      |

# Shoe Rack



## Dimensions

|       |         |
|-------|---------|
| Width | 20"/27" |
| Doors | 3/4/5   |





A cluster of various blue geometric shapes, including hexagons and polygons of different sizes, arranged in a loose, abstract pattern in the top-left corner.

# OFFICE

# FURNITURE



## *Glass Door Office Almirah*



### Dimensions

|        |     |         |
|--------|-----|---------|
| Height | 78" | 1980 mm |
| Width  | 36" | 915 mm  |
| Depth  | 19" | 480 mm  |



# Glass Door Office Almirah



## Dimensions

|        |     |         |
|--------|-----|---------|
| Height | 78" | 1980 mm |
| Width  | 36" | 915 mm  |
| Depth  | 19" | 480 mm  |





## Plain Office Almirah



### Dimensions

|        |     |         |
|--------|-----|---------|
| Height | 78" | 1980 mm |
| Width  | 36" | 915 mm  |
| Depth  | 19" | 480 mm  |



## Office Almirah with Locker



### Dimensions

|        |     |         |
|--------|-----|---------|
| Height | 78" | 1980 mm |
| Width  | 36" | 915 mm  |
| Depth  | 19" | 480 mm  |



# Bookcase



## Dimensions

|        |     |         |
|--------|-----|---------|
| Height | 66" | 1650 mm |
| Width  | 33" | 825 mm  |
| Depth  | 15" | 375 mm  |




# *Bookcase with Scissor Mechanism*

23



Dimensions

|        |     |         |
|--------|-----|---------|
| Height | 69" | 1742 mm |
| Width  | 36" | 914 mm  |
| Depth  | 13" | 320 mm  |





# Runner



## Dimensions

|        |     |        |
|--------|-----|--------|
| Height | 30" | 750 mm |
| Width  | 36" | 915 mm |
| Depth  | 18" | 450 mm |



## 8 Door Locker



### Dimensions

|        |     |         |
|--------|-----|---------|
| Height | 78" | 1980 mm |
| Width  | 36" | 915 mm  |
| Depth  | 19" | 480 mm  |



## 4 Door Locker



### Dimensions

|        |     |         |
|--------|-----|---------|
| Height | 72" | 1830 mm |
| Width  | 13" | 910 mm  |
| Depth  | 18" | 450 mm  |
|        |     |         |



## 2 Door Locker



### Dimensions

|        |     |         |
|--------|-----|---------|
| Height | 72" | 1830 mm |
| Width  | 13" | 910 mm  |
| Depth  | 18" | 450 mm  |





# File Cabinet



## Dimensions

|        |     |         |
|--------|-----|---------|
| Height | 51" | 1290 mm |
| Width  | 19" | 474 mm  |
| Depth  | 24" | 620 mm  |



# Sliding Door Office Almirah

29



## Dimensions

|        |     |         |
|--------|-----|---------|
| Height | 72" | 1820 mm |
| Width  | 36" | 915 mm  |
| Depth  | 18" | 455 mm  |



# Library Add-on Rack

30



## Dimensions

|        |     |         |
|--------|-----|---------|
| Height | 78" | 1980 mm |
| Width  | 36" | 910 mm  |
| Depth  | 22" | 550 mm  |



# TABLES



Dimensions

|        |     |         |
|--------|-----|---------|
| Height | 30" | 750 mm  |
| Width  | 60" | 1500 mm |
| Depth  | 48" | 900 mm  |



Dimensions

|        |     |         |
|--------|-----|---------|
| Height | 30" | 750 mm  |
| Width  | 48" | 1200 mm |
| Depth  | 30" | 750 mm  |



Hettich Hinges



Hettich Channel



Elegant Bangle Box



Smooth Drawer



Stylish Aluminum Handle



Shubham Furnitures Pvt. Ltd.

Survey No. 309, Near Bholaram Godown,  
Nemawar Road, Palda, INDORE - 452001 (M.P.)  
Phone. : 62639-41654, 94250-58198  
94253-17189, 98272-82640  
e-mail : steelshubham@rediffmail.com  
e-mail : info@shubhamfurnitures.com  
website : shubhamfurnitures.com